

Comparing Utilities to Orange Beach

700 words

Rauf Bolden

January 21, 2017

Comparing Utilities to Orange Beach

Executive Summary

The difficulties in preparing a document like this are enormous, overlaying similar data sets from various cities is cumbersome, creating noise in the presentation, making decisions difficult to reach. Therefore, choosing to present each city separately, letting the presenter lay each page out side-by-side, allowing decision makers to move the tiles around, arriving at their own deductions.

The data seems to indicate, comparing water, sewer and natural gas in various municipalities like Foley, factoring in elements that are dissimilar like combined sewer with trash bills in Orange Beach, combined sewer and water bills in Gulf Shores, billed as individual items in Foley, perhaps providing the best feel for this analysis is to lay the pages out on a long table, walking around, determining what patterns are important.

The natural gas comparisons on page 11, encompassing municipalities from Clearwater, FL. to South Padre Island, TX., perhaps giving us the best indicator of trends in that industry.

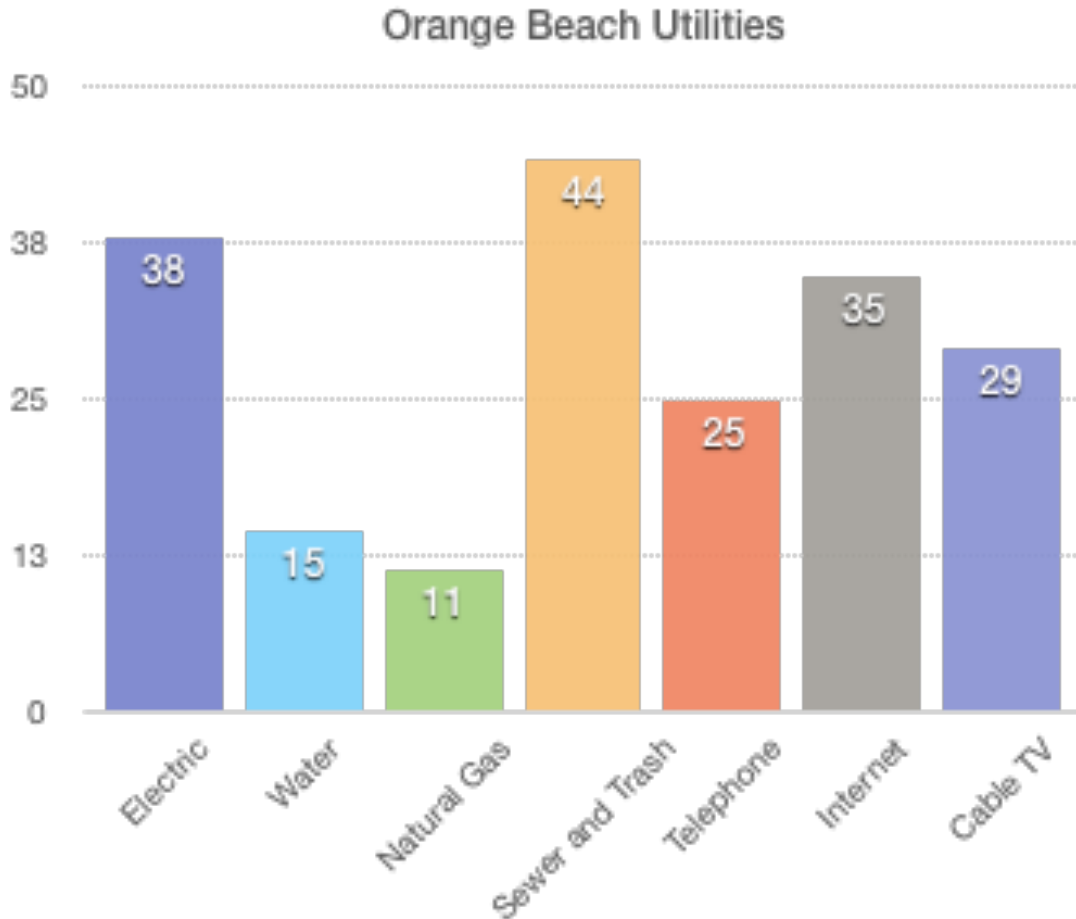
MAP OF SURVEY AREA:



Comparing Utilities to Orange Beach

Orange Beach - Sewer and Trash are combined into one bill.

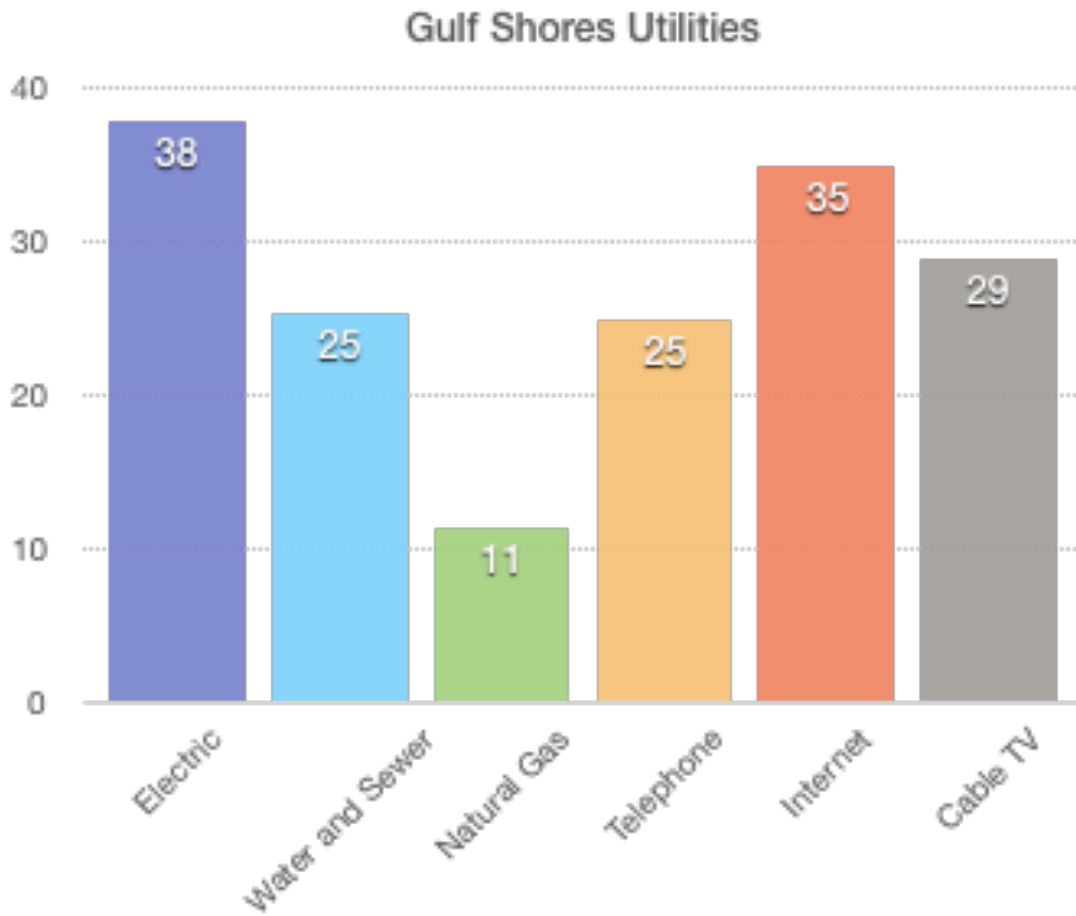
ORANGE BEACH	BASIC/MINIMUM PER MONTH
ELECTRIC	\$37.95
WATER	\$14.65
NATURAL GAS (plus utility tax, availability charge and franchise fee)	\$11.42
SEWER AND TRASH	\$44.25
TELEPHONE LAND LINE	\$25.00
INTERNET - DSL	\$34.95
CABLE T	\$29.00



Comparing Utilities to Orange Beach

Gulf Shores - Water and Sewer are combined into one bill.

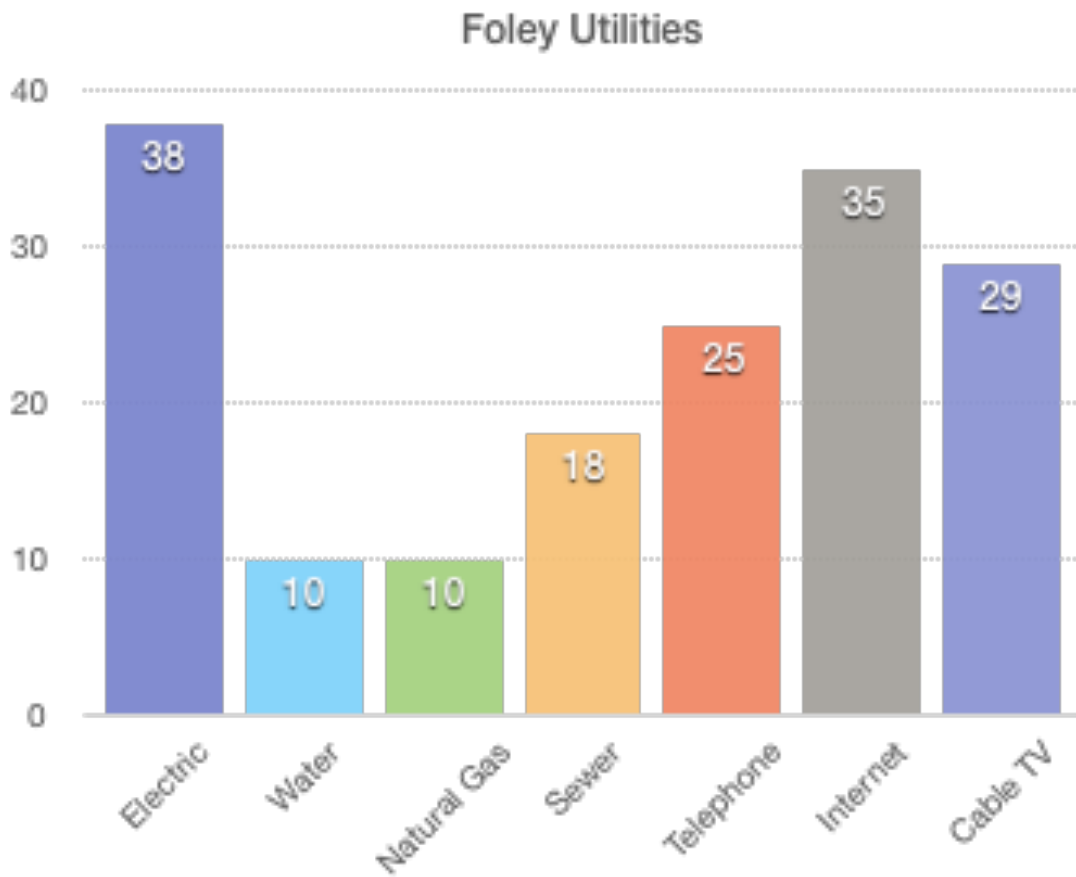
GULF SHORES	BASIC/MINIMUM PER MONTH
ELECTRIC	\$37.95
WATER AND SEWER	\$25.40
NATURAL GAS	\$11.42
TELEPHONE LAND LINE	\$25.00
INTERNET - DSL	\$34.95
CABLE TV	\$29.00



Comparing Utilities to Orange Beach

Foley

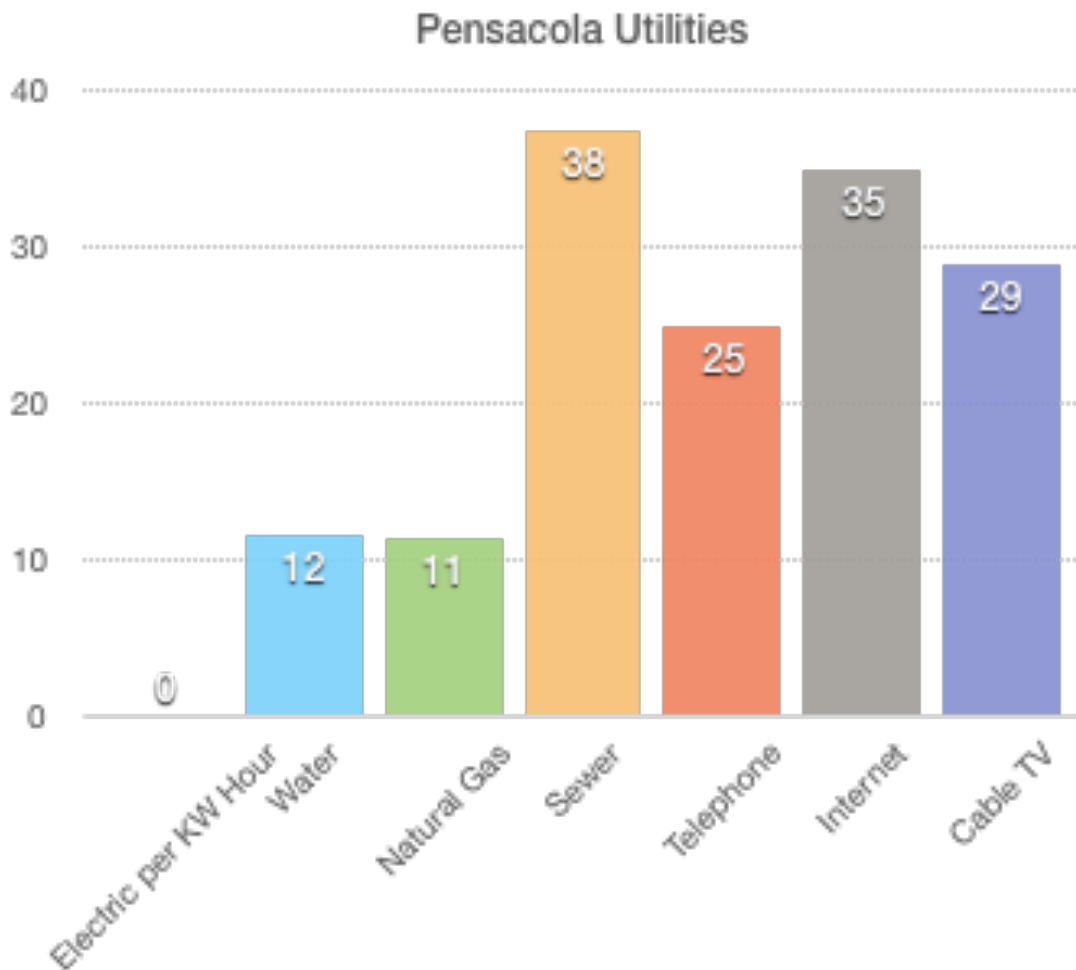
FOLEY	BASIC/MINIMUM PER MONTH
ELECTRIC	\$37.95
WATER	\$10.00
NATURAL GAS	\$10.00
SEWER	\$18.00
TELEPHONE LAND LINE	\$25.00
INTERNET - DSL	\$34.95
CABLE TV	\$29.00



Comparing Utilities to Orange Beach

Pensacola

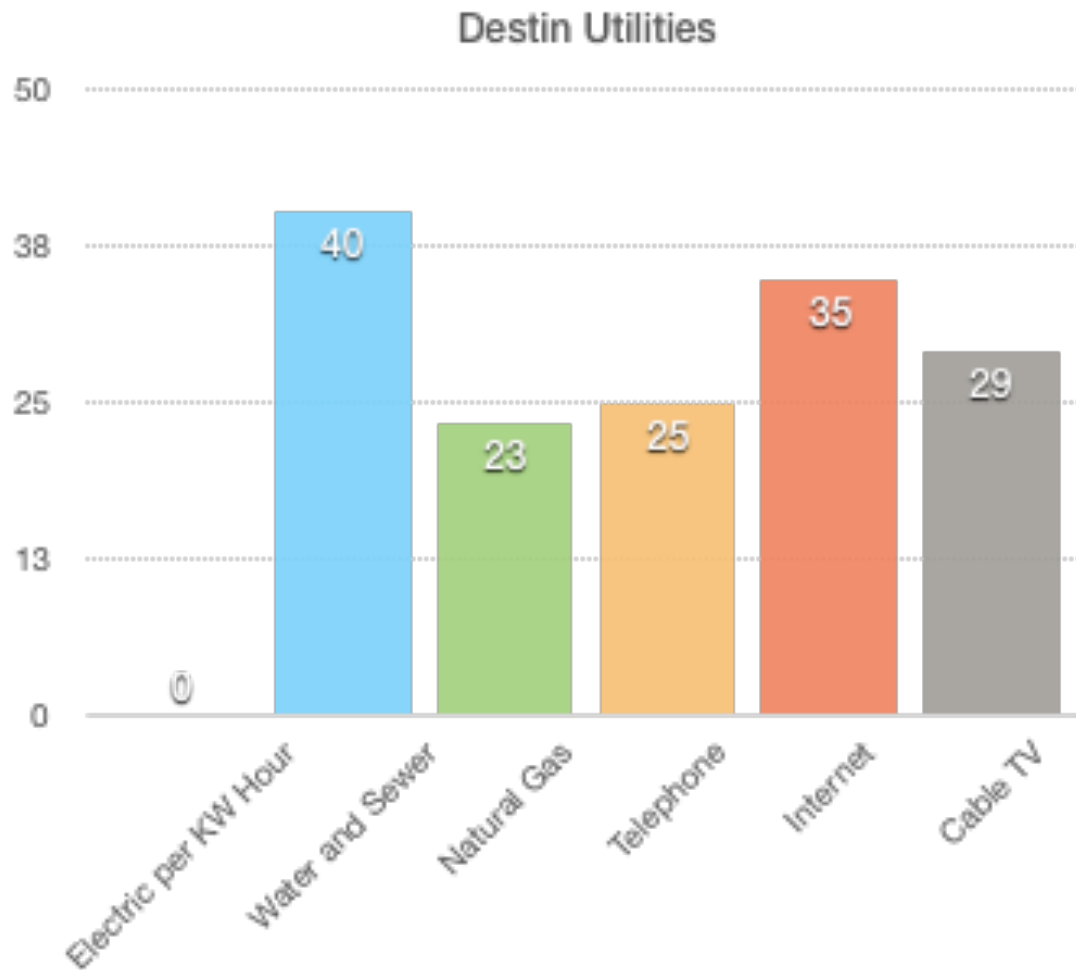
PENSACOLA	BASIC/MINIMUM PER MONTH
ELECTRIC PER KILOWATT HOUR	\$0.11
WATER	\$11.59
NATURAL GAS	\$11.00
SEWER	\$37.55
TELEPHONE LAND LINE	\$25.00
INTERNET - DSL	\$34.95
CABLE TV	\$29.00



Comparing Utilities to Orange Beach

Destin - Water and Sewer are combined into one bill.

DESTIN	BASIC/MINIMUM PER MONTH
ELECTRIC PER KILOWATT HOUR	\$0.11
WATER AND SEWER	\$40.33
NATURAL GAS	\$23.28
TELEPHONE LAND LINE	\$25.00
INTERNET - DSL	\$34.95
CABLE TV	\$29.00

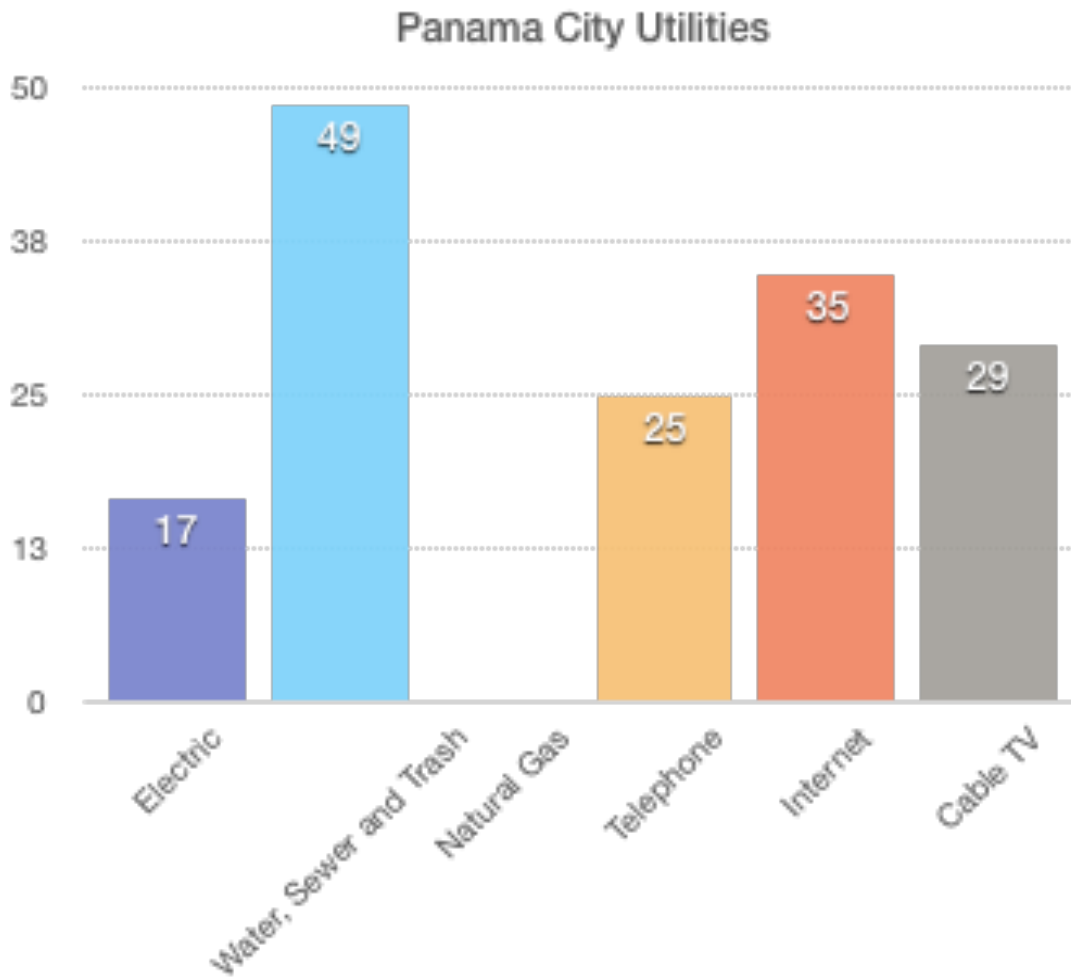


Comparing Utilities to Orange Beach

Panama City - Water, Sewer and Trash are combined into one bill.

PANAMA CITY	BASIC/MINIMUM PER MONTH
ELECTRIC	\$16.62
WATER, SEWER AND TRASH	\$48.72
NATURAL GAS *	N/A
TELEPHONE LAND LINE	\$25.00
INTERNET - DSL	\$34.95
CABLE TV	\$29.00

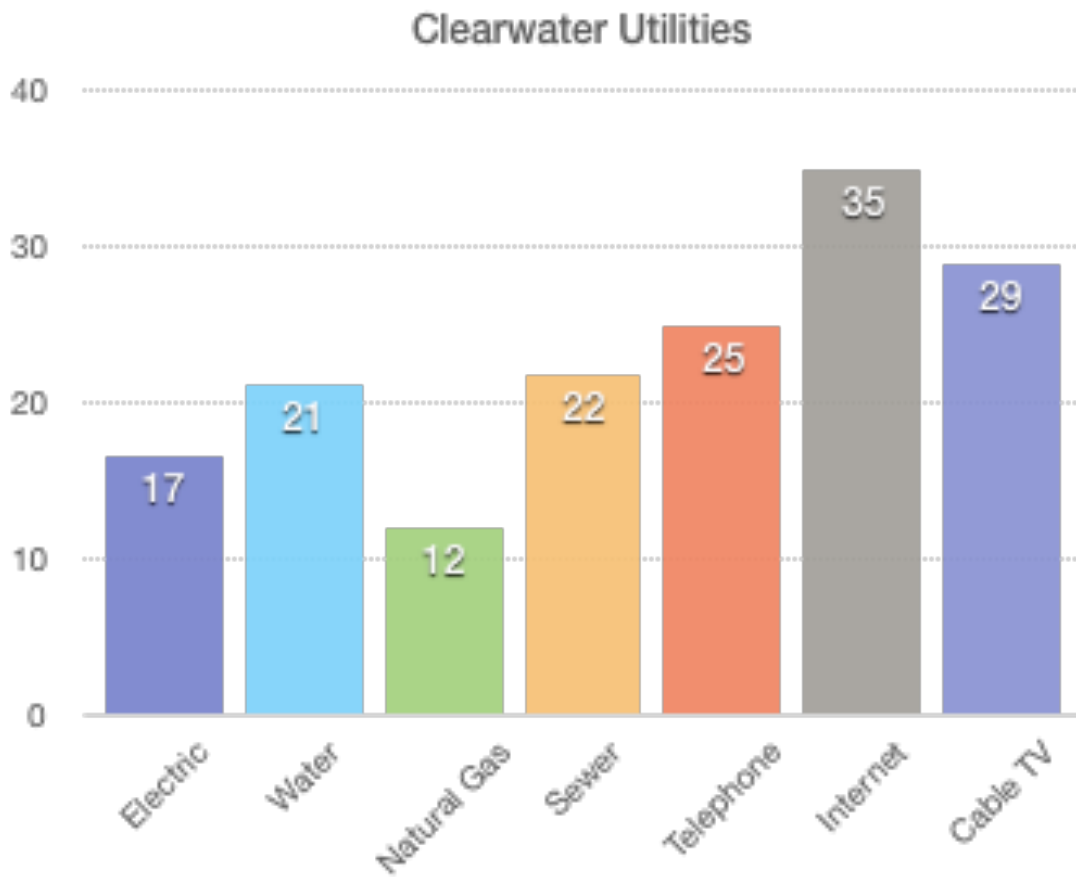
*Teco Gas could not supply rate, stating that it varies depending on how many appliances you have.



Comparing Utilities to Orange Beach

Clearwater

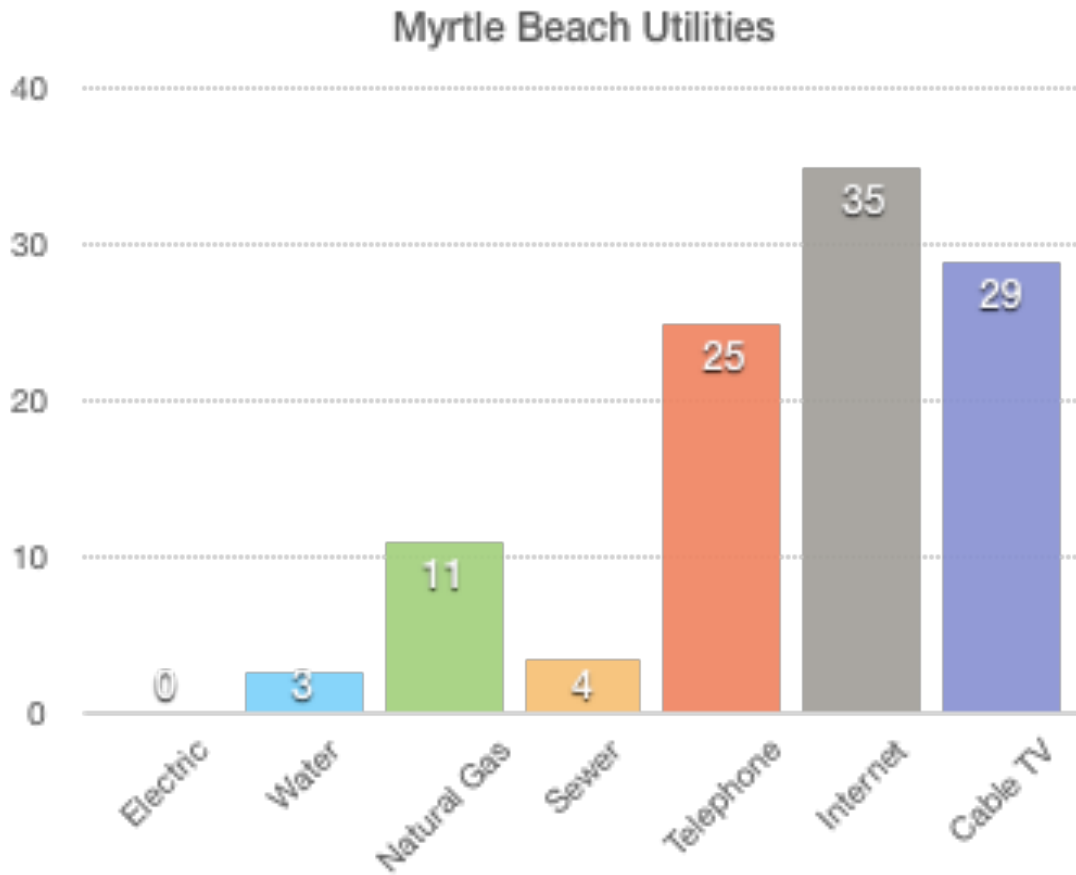
CLEARWATER	BASIC/MINIMUM PER MONTH
ELECTRIC	\$16.62
WATER	\$21.16
NATURAL GAS	\$12.00
SEWER	\$21.75
TELEPHONE LAND LINE	\$25.00
INTERNET - DSL	\$34.95
CABLE TV	\$29.00



Comparing Utilities to Orange Beach

Myrtle Beach

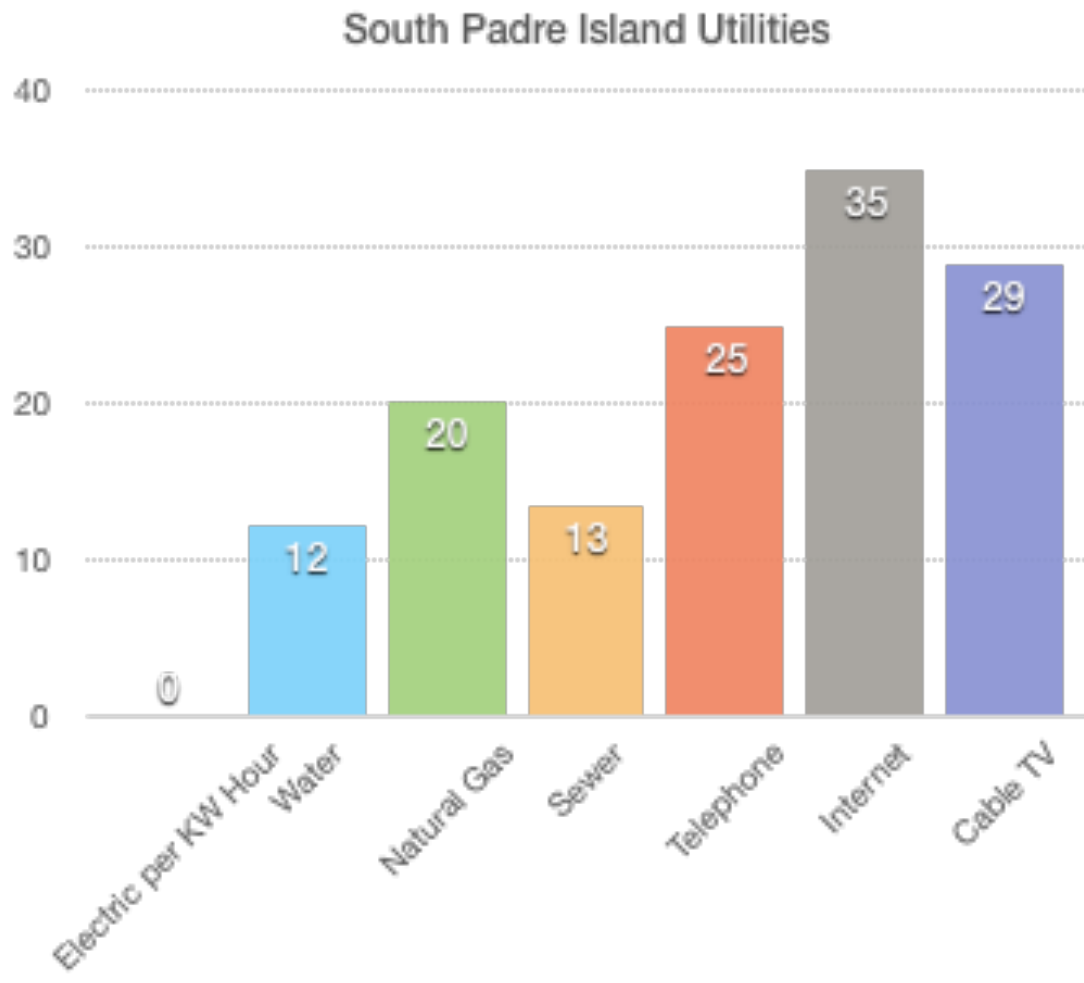
MYRTLE BEACH	BASIC/MINIMUM PER MONTH
ELECTRIC PER KW HOUR	\$0.13
WATER	\$2.69
NATURAL GAS	\$10.90
SEWER	\$3.59
TELEPHONE LAND LINE	\$25.00
INTERNET - DSL	\$34.95
CABLE TV	\$29.00



Comparing Utilities to Orange Beach

South Padre Island

SOUTH PADRE ISLAND	BASIC/MINIMUM PER MONTH
ELECTRIC PER KW HOUR	\$0.075
WATER	\$12.26
NATURAL GAS	\$20.14
SEWER	\$13.46
TELEPHONE LAND LINE	\$25.00
INTERNET - DSL	\$34.95
CABLE TV	\$29.00

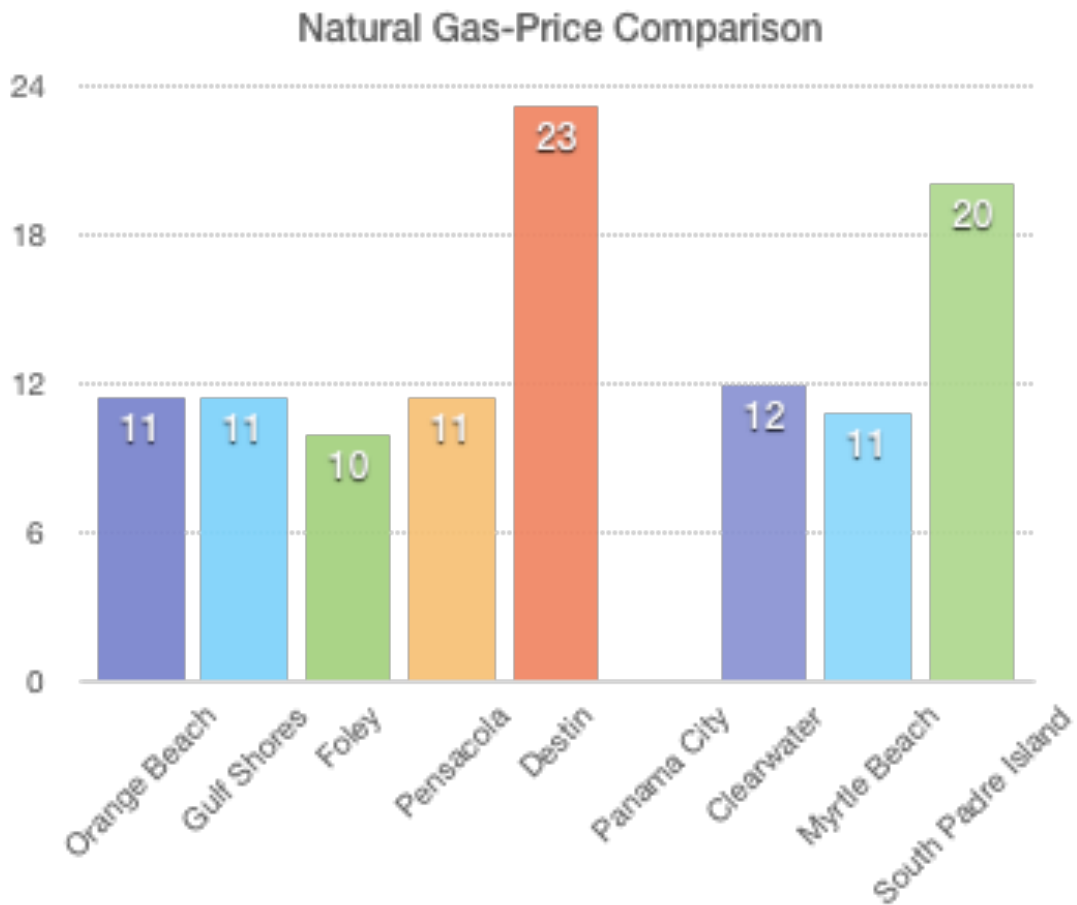


Comparing Utilities to Orange Beach

Natural Gas-Price Comparison

NATURAL GAS PRICE COMPARISON	BASIC/MINIMUM PER MONTH
ORANGE BEACH	\$11.42
GULF SHORES	\$11.42
FOLEY	\$10.00
PENSACOLA	\$11.00
DESTIN	\$23.28
PANAMA CITY *	N/A
CLEARWATER	\$12.00
MYRTLE BEACH	\$10.90
SOUTH PADRE ISLAND	\$20.14

*Teco Gas could not supply rate, stating that it varies depending on how many appliances you have.



Comparing Utilities to Orange Beach

Sources Cited

Orange Beach data sources: Baldwin EMC, Orange Beach Water Authority, Clark Mobile Gas, Orange Beach Finance Department, CenturyLink and Mediacom.

Gulf Shores data sources: Baldwin EMC, Gulf Shores Utilities, CenturyLink and Mediacom.

Foley data sources: Riviera Utilities, CenturyLink and Mediacom.

Pensacola data sources: Gulf Power, Emerald Coast Utilities, CenturyLink and Mediacom.

Destin data sources: Gulf Power, Destin Water Users, CenturyLink and Mediacom.

Panama City data sources: Tampa Electric, Panama City Utilities Department, Teco/Peoples Gas, CenturyLink and Mediacom

Clearwater: Tampa Electric, City of Clearwater Utilities, Clearwater Gas, CenturyLink and Mediacom.

Myrtle Beach: South Carolina Electric and Gas, Myrtle Beach Utilities, CenturyLink and Mediacom.

South Padre Island: Change Energy, South Padre Utilities, Atkinson Propane, CenturyLink and Mediacom.